REV.	DESCRIPTION	ECN NO.	NAME	DATE

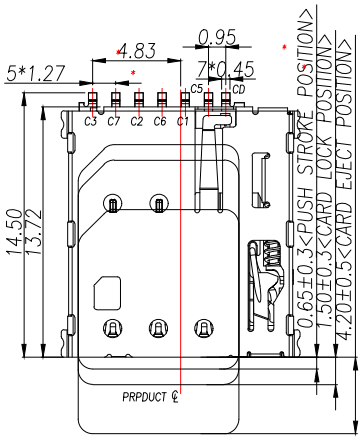

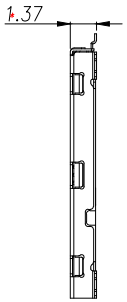

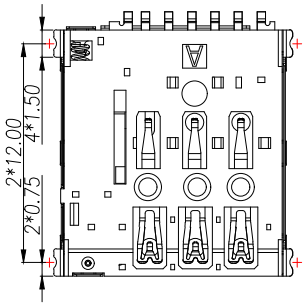

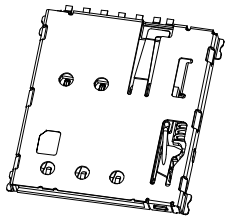

3D VIEW

PIIN/NO	ASSIGNMENT
C1	VCC
C2	RST
C3	CLK
CD	Detect Switch
C5	GND
C6	VPP
C7	I/O

CRICUIT DIAGRAM FOR CARD DETECT SWITCH

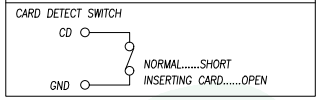

NOTES:

1.MATERIAL:
- HOUSING: High Temperature Thermoplastic
- Terminal:Copper Alloy
- Shell: Stainless Steel

2.PLATING:
- Terminal:50u" Ni UNDERPLATED OVERALL
- G/F PLATED ON CONTACT AREA AND SOLDER AREA
- Sheel:30u" Ni UNDERPLATED OVERALL
- G/F PLATED ON CONTACT AREA AND SOLDER AREA

3.TECHNICAL SPECIALITY:
- RATED VOLTAGE: 30V AC MAX.
- CURRENT RATING: 0.5A MAX.
- INSULATION RESISTANCE:1000MΩ MIN
- CONTACT REISTANCE:50mΩ MAX
- WITHSTANDING VOLTAGE: 500V AC FOR 1 MINUTES
- OPERATING TEMPERATURE: −25 ~+85 Humidity 80% R.H MAX

4.DIMENSIONS WITH MARK" * "MUST BE MEASURE BY QC AND IPQC

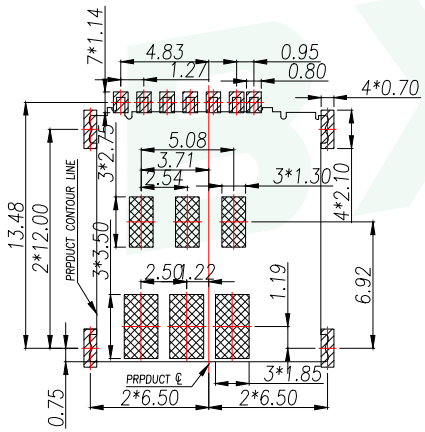

RECOMMENDED PCB LAYOUT TOP VIEW (TOLERANCE:±0.05)

RECOMMENDED MATAL MASK T=0.12mm

SMT SOLDER AREA

NO PATTERN AND VIA HOLE IN HTIS AREA

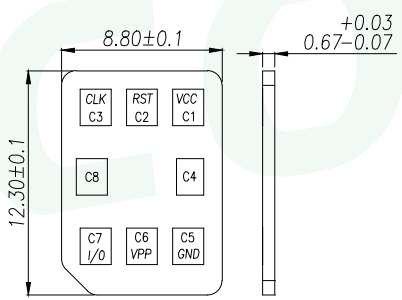

NANO SIM CARD

GENERAL TOLERANCE	DONGGUAN BAOXUN PRECISION TECHNOLOGY CO., LTD				BXCONN®
DIM. TOL. X X.X ±0.30 X.XX ±0.25 X.XXX ±0.15 GENERAL ANGLE: ±3°	TITLE: NANO SIM CARD 1.37H PUSH PUSH 无柱				
	DWG. NO.: SIM304-TZ7P			DRAWN: MAX	
	PART NO.: SIM304-TZ7P			CHECKED: ELLA	
	UNIT: mm	SCALE: none	SHEET: 1of 1	DWG. SIZE: A4	LAYER: bxconn	APPROVED: WILL